

ANALOG PRODUCTS

MC33397 FACT SHEET



APPLICATIONS

- Farm Equipment
- Industrial Equipment
- Marine Systems
- Robotics
- Automotive Controls

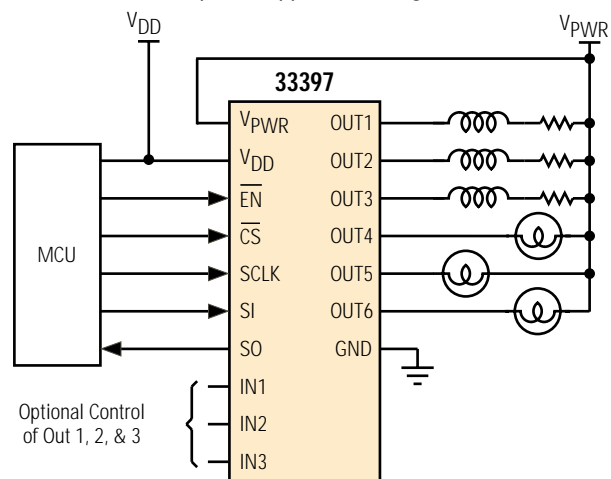
33397 CONFIGURABLE SMART OUTPUT SWITCH ($0.7 \Omega R_{DS(on)}$) WITH SPI AND PARALLEL INPUT CONTROL

The 33397 is a versatile dual mode low-side switch that can be output-configured as two 0.35Ω open drain outputs in the dual mode or as six 0.7Ω open drain outputs in the hex mode.

Each open drain output has internal current limit and short circuit protection. Current limit is typically 1.5 A with 2.0 A maximum. The outputs can be input-controlled via parallel inputs or the Serial Peripheral Interface (SPI). Three inputs provide parallel control while a serial 8-bit word provides SPI control of the outputs. Output fault detection capability includes "OFF-State" open loads and "ON-State" shorts-to-battery conditions. Individual output faults are latched into the fault register and serially shifted out during serial communication with the 33397. The 33397 has both over voltage and under voltage shutdown.

A low quiescent current sleep state feature can be enabled (or disabled) on command via the SPI port.

Simplified Application Diagram



CUSTOMER BENEFITS


- Reduced part count, simplified circuitry, and minimal boardspace
- Input/output application versatility
- Bimodal operation (dual or hex mode): outputs can be operated in two parallel pairs of three for enhanced $R_{DS(on)}$ or as six independent outputs
- Outputs are internally protected against transients and controlled by SPI and/or 3 parallel inputs
- Simplified system design (interfaces to a 5.0 V microprocessor)
- Capable of switching capacitive, incandescent, or inductive loads

Performance	Typical Values
Outputs	2 x 0.35Ω or 6 x 0.7Ω
$R_{DS(on)}$ @ 25°C	0.7 Ω
Operating Voltage	9.0 – 26.5 V
Peak Current	1.0 A each output
Control	SPI
Operating Temp	$-40^\circ\text{C} \leq T_A \leq 125^\circ\text{C}$
Junction Operating Temp	$-40^\circ\text{C} \leq T_J \leq 150^\circ\text{C}$

FEATURES

- Outputs clamped when switching inductive loads
- Very low operational bias currents < 2.0 mA
- CMOS input logic compatible with 5.0 V logic levels
- Load dump robust (60 V transient at V_{PWR})
- Daisy-chain operation of multiple devices possible
- Switch outputs can be paralleled for higher currents
- Additional devices available for comparison in Analog Selector Guide SG1002/D

Protection	Detect	Shut Limiting	Auto Down	Retry	Status Reporting
Over Voltage	•		•		•
Under Voltage	•		•		
Over Current/SC	•	•	•	•	•
Over Temperature	•		•	•	
Open Load	•				•

Ordering Information	Package	Ship Method	Motorola Part Number
	24 SOICW	Rail T/R	**33397DW **33397DWR2
Data Sheet Order Number			MC33397/D
Contact Sales for Evaluation Kit Availability			
**Prefix Index: PC = Eng Samples; XC = In Qual; MC = Production			

QUESTIONS

- Do you need to reduce the complexity of switching multiple loads?
- Do you have very little PC board space available for the control of multiple loads?
- Do you need multiple high-efficiency switches to control both inductive and incandescent loads over a wide temperature range?
- Do you need a low-side switch that can switch two high current (≤ 3.0 A) loads or six moderate current (≤ 1.0 A) loads?
- Do you need parallel and SPI redundant control?
- Do you need to implement a fault tolerant system?
- Do you need a "smart" switch with internal protection features?
- Do you need status reporting features for diagnostics purposes or for implementing system logic?
- Do you need over voltage and under voltage shutdown to assure switching performance?

How to reach us:



USA/EUROPE/Locations Not Listed: Motorola Literature Distribution;
P.O. Box 5405, Denver, Colorado 80217
1-303-675-2140 or 1-800-441-2447

JAPAN: Motorola Japan Ltd.; SPS, Technical Information Center,
3-20-1, Minami-Azabu, Minato-ku, Tokyo 106-8573 Japan
81-3-3440-3569

ASIA/PACIFIC: Motorola Semiconductors H.K. Ltd.; Silicon Harbour Centre,
2 Dai King Street, Tai Po Industrial Estate, Tai Po, N.T., Hong Kong
852-26668334

Technical Information Center: 1-800-521-6274

HOME PAGE: <http://www.motorola.com/semiconductors>



MOTOROLA and the Stylized M Logo are registered in the U.S. Patent & Trademark Office. All other product or service names are the property of their respective owners.
© Motorola, Inc. 2002

MC33397FS/D
Rev. 1